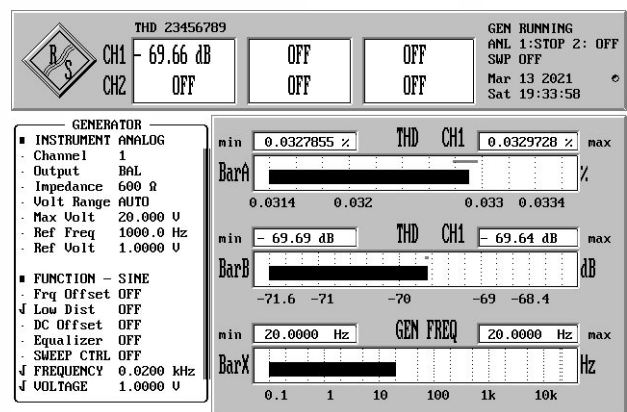
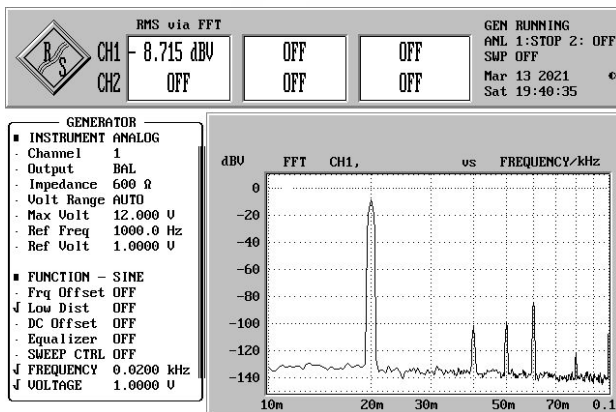
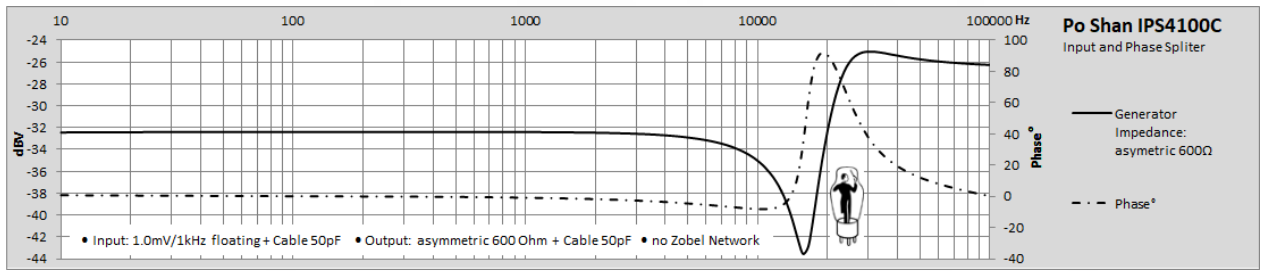
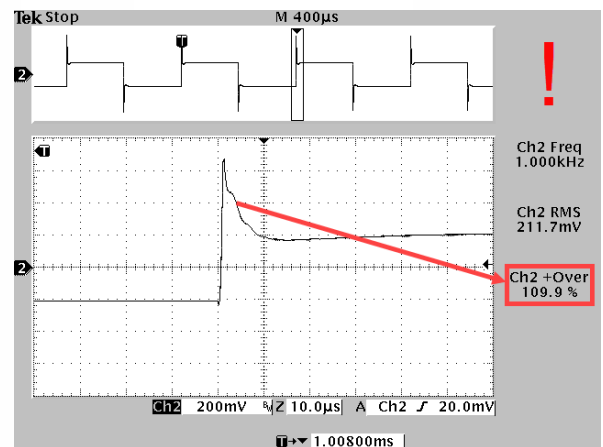
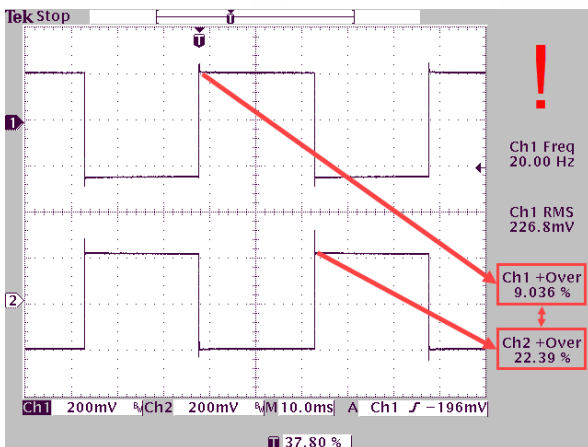


# Po Shan IPS-4001C Input Phase Splitter Transformer

This is not the result of a scientific measurement, just DIY-Information to choose the desired Transformer

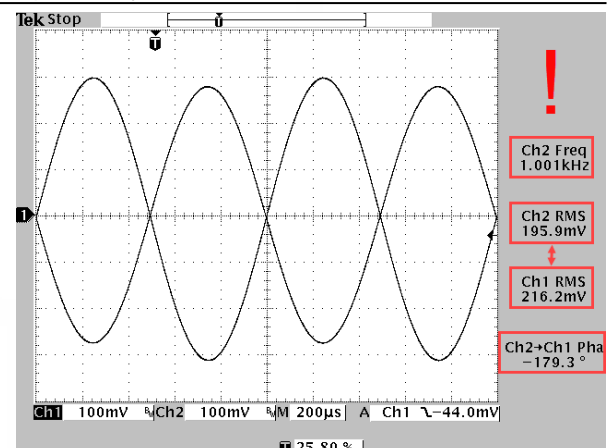
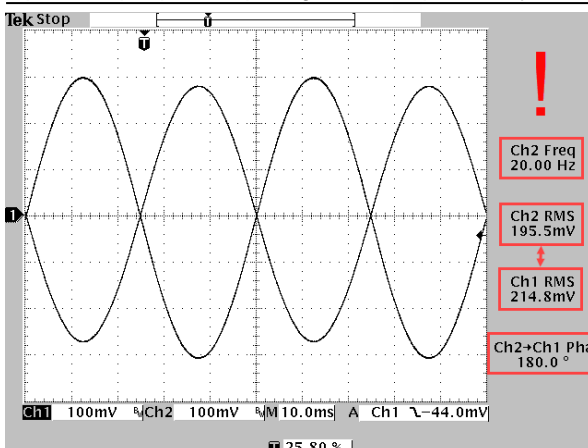


Input: 0.5V<sub>RMS</sub> / 20Hz Input Load: 600Ω Output Load: 600Ω no Zobel-Network

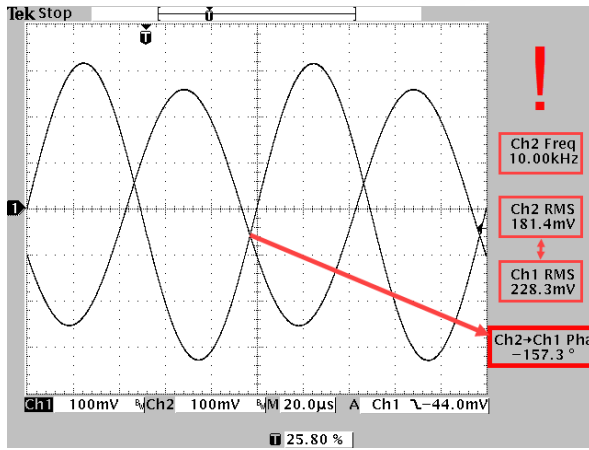


Input: 1.0V<sub>RMS</sub> Input Load: asymmetric 600Ω Output Load: 2x asymmetric 600Ω no Zobel-Network

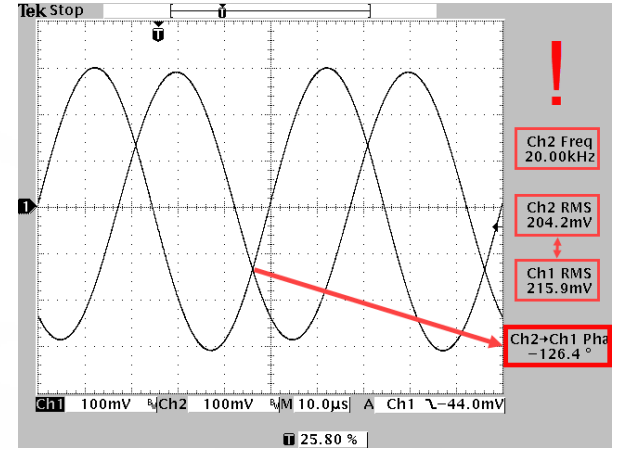
Input->Output phase-split signal test: input 1x asymmetric -> output 2x asymmetric



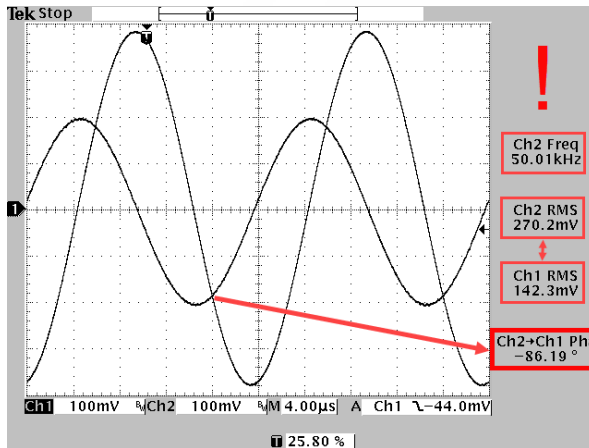
Input: 1.0V<sub>RMS</sub> Input Load: asymmetric 600Ω Output Load: 2x asymmetric 600Ω no Zobel-Network



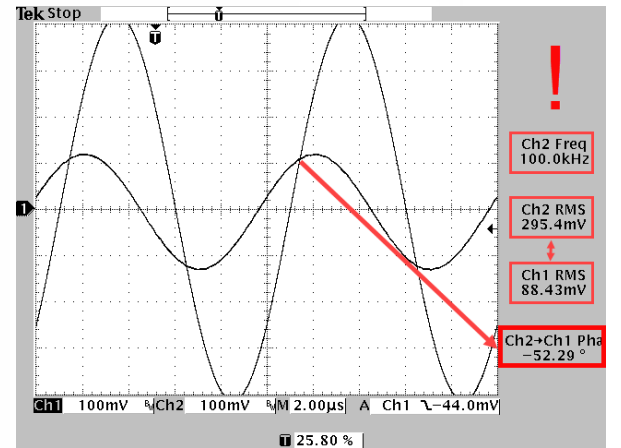
Input: 1.0V<sub>RMS</sub> Input Load: asymmetric 600Ω



Output Load: 2x asymmetric 600Ω no Zobel-Network

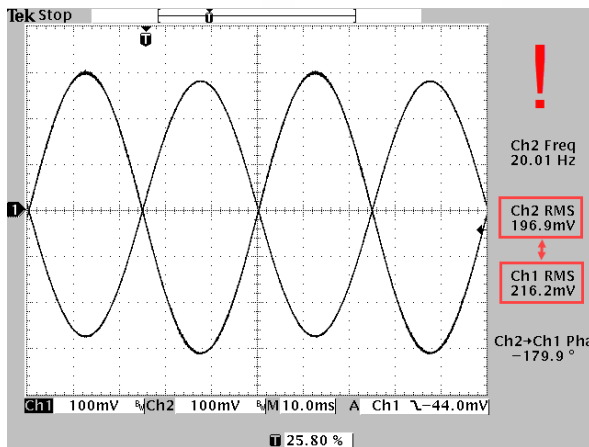


Input: 1.0 V<sub>RMS</sub> Input Load: asymmetric 600Ω

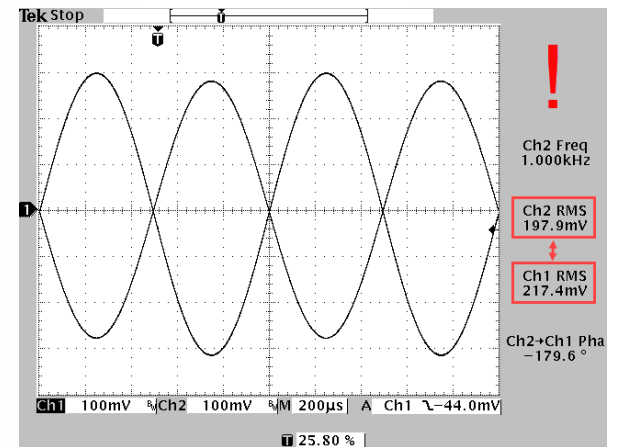


Output Load: 2x asymmetric 600Ω no Zobel-Network

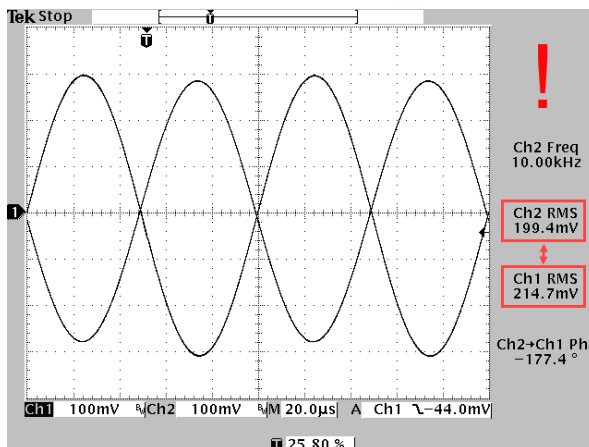
Input->Output phase-split signal test: input 1x symmetric -> output 2x asymmetric



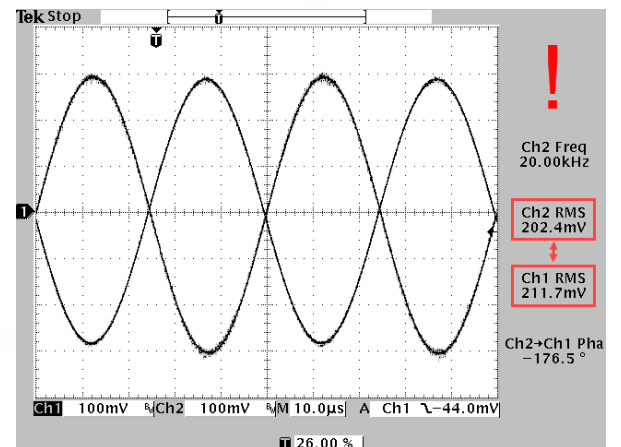
Input: 1.0V<sub>RMS</sub> Input Load: symmetric 600Ω



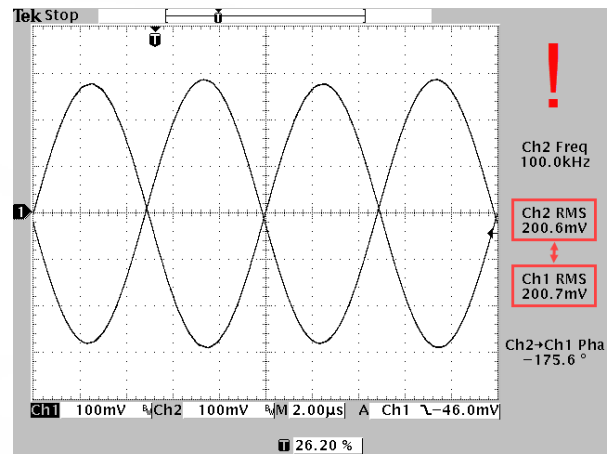
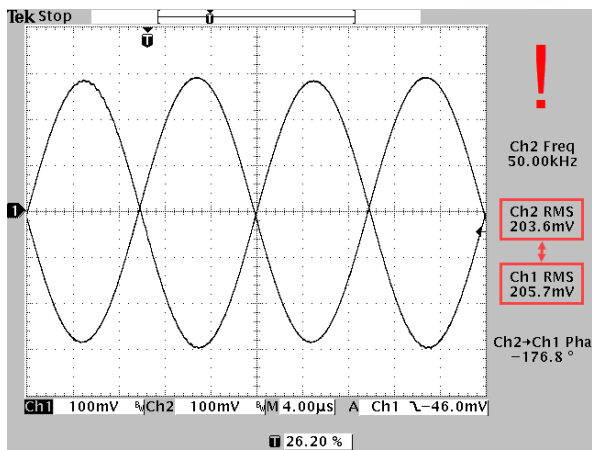
Output Load: 2x asymmetric 600Ω no Zobel-Network



Input: 1.0V<sub>RMS</sub> Input Load: symmetric 600Ω



Output Load: 2x asymmetric 600Ω no Zobel-Network



Input: 1.0V<sub>RMS</sub> Input Load: **symmetric** 600Ω Output Load: 2x **asymmetric** 600Ω no Zobel-Network

- Turns Ratio = 1+1:1+1
- Prim. Inductance ( $L_P$ ): CT/-0=107H, CT/600=107H (100Hz, Output open)
- no Noise-Shield between prim./sec. Windings
- THD:
  - 20Hz ~0.032
  - 1kHz ~0.0003
  - 10kHz ~0.0002



Equipment: Rohde & Schwarz UPL; Rohde & Schwarz APN62; Tektronix TD3032B; Digilent Discovery 2, UNI-T UT612  
Version: 3.3 kurtblum.com